


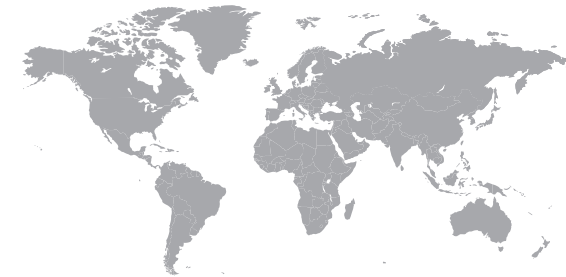
# One Stop Service For Building Project

Staircase & Railing/Window & Door/Kitchen Cabinet  
& Wardrobe/Vanity/Shower

# Staircase Railing



Office Add:1106 Room, Jiachangye Building,Longgan District, Shenzhen,China  
Factory Add:Nanghai District,Foshan City,Guangdong,China  
Website:www.doublebuilding.com Email:admin@doublebuilding.com  
Tel:0086 755 21003534



Double Building Materials Co.,Ltd

**One stop solution for  
your project**

# Contents

## Staircase

Straight Staircase

Spiral Staircase

Curved Staircase

Outdoor Staircase



## Railing

Aluminum U Channel Railing

Glass Spigot Railing

Baluster Glass Railing

Patch Fitting Glass Railing

Wire Cable Railing

Stainless Steel Rod Railing

Casting Aluminum Railing



**Double**  
Double building materials Co., Ltd



# About our company

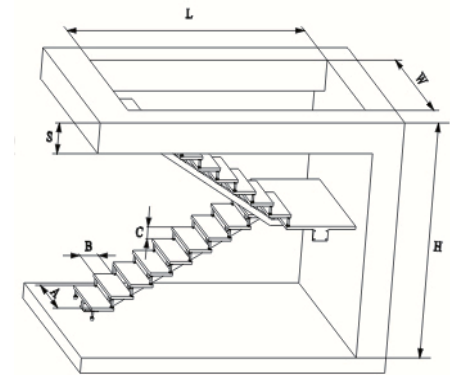
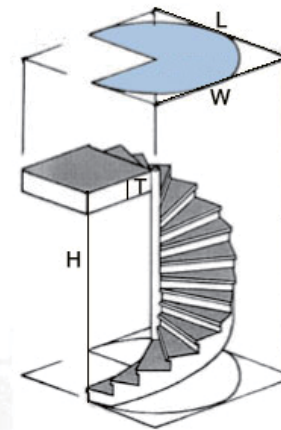


**Double Building Materials Co., Ltd** was found on 2000 years. We own a staircase factory which focus on the staircase, railing item design and manufacture we also take a share in a window & door factory and Cabinet factory, So we can supply various types of item such as staircase, balustrade , window & door, kitchen cabinet, wardrobes, vanity and shower products etc. With 16 years in the industry we offer valuable experience both in commercial and residential project, We can handle small and large projects. As a professional supplier for build materials, We supply one stop service for your house project, We mainly work with house builder, Property developer, contractor, Design& Architect company, Even some house owner, We have worked with over than 40 country and finish exceed 150 projects which include some famous project, We get well feedback from them. They are from USA, Australia, Fiji, Thailand, Cayman Island, Haiti, Kenya, Mauritius, Saudi Arabia, Norway, UK and some Africa countries.

Are you still suffering to choose a nice supplier for your project? It will be a huge work to communicate with difference supplier since you need various building materials, Now you find us, Everything will become easy, Just send us your house plan, Our team will provide **one stop solution** for you.

## Stairs Data

- Length(L):Deciding the shape of staircase
- Width(W):Deciding tread length
- Floor Height: Deciding the riser and step quantity
- Beam Thickness(S):Deciding the fix position
- Step Length(A)
- Step Width(B)
- Riser/ Step Height(C)



Stair shape	Spiral Stairs	Straight Stairs	L shape Stairs	U shape stairs	Curved Stairs
Stair drawing					







# Staircase

## >> > Straight Stairs

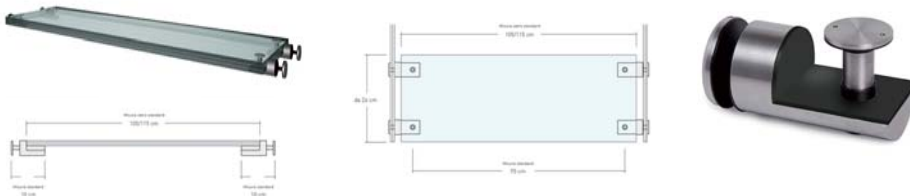


DB-S1002



DB-S1088

### Fitting



DB-S1244



DB-S1001



DB-S1118

## Data:

- Floor height: As per your job site
- Stringer: 300mm\*12mm Carbon steel
- Step length:1000mm-1200mm
- Riser:160mm-200mm
- Tread Support:76mm\*4mm carbon steel support
- Standoff:  $\Phi$ 38mm stainless steel standoff
- Tread Option:
  - 40mm wooden tread
  - 12mm+1.52+12mm laminated glass step
- Railing Option:
  - Glass Railing/Stainless steel railing



DB-S1178



DB-S1131



DB-S1132








DB-S1171



DB-S1044



DB-S1026



DB-S1089



DB-S1016




DB-S1226












DB-S1004



### Handrail option



DB-S1006








DB-S1116



DB-S1021



DB-S1105




DB-S1126



DB-S1034



DB-S1175




DB-S1145



DB-S1176







DB-S1101

DB-S1252

Beam:  $\Phi 114 \times 4.0$ mm carbon steel sleeve beam


Tread Option

40mm Oak Wooden tread

10mm+1.52+10mm laminated glass tread

Railing: Stainless steel railing/Glass Railing

*Double Building*

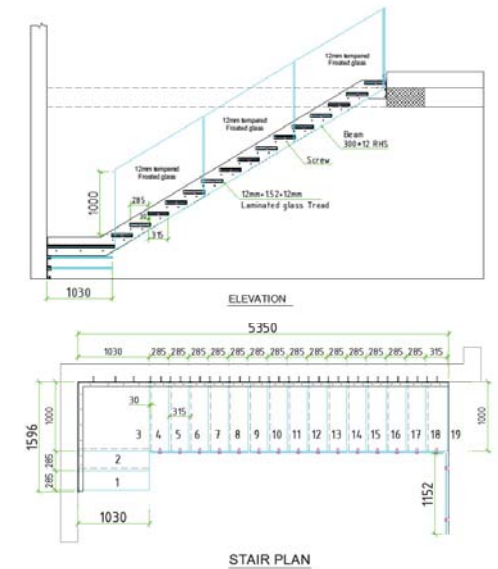


DB-S1003



DB-S1133

### Shop drawing



### Floating Staircase


It is a modern and luxury stair design, a lot of people like this design since this design pre-buried the beam into the wall, Glass step and glass railing make this stair more fantastic. Some times you also can choose the wooden tread to instead the glass tread. On the other hands, More and more people like add the Led light under the tread, make it luxury and beautiful. Come on, Get it to your house and enjoy the DIY funny.

#### Data:


- Floor height:3000mm
- Tread length:1030mm
- Tread width:300mm
- Riser:158mm
- Going:285mm

#### Component:

- Beam: 12mm Carbon steel
- Tread:10+1.52+10mm Glass
- Railing:12mm tempered glass
- Standoff:38mm diameter 304s.s







DB-S1232




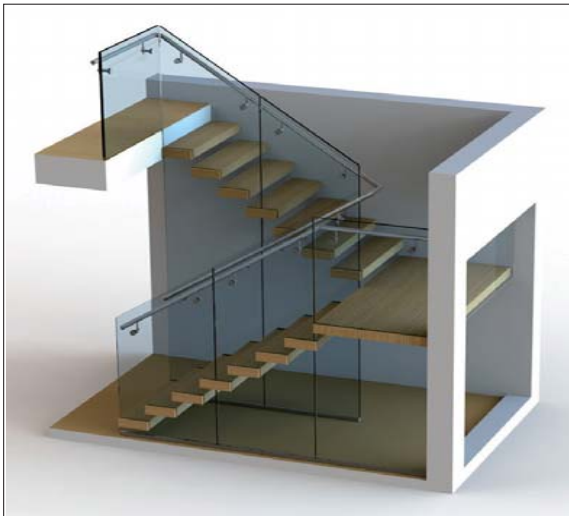
DB-S1101




DB-S1097

### Wooden Floating Stairs


To make your house/Villa more luxury, Floating stairs will be your priority choice. Somebody don't like use the glass, Then we can recommend the wood tread instead it, We have the 40mm - 80mm wood tread or wooden box can be choose.



## >> > Spiral Stairs



DB-S2059



DB-S2015



DB-S2001



DB-S2014





DB-S2071



DB-S2052




DB-S2074



DB-S2067



DB-S2055



DB-S2053









DB-S2040



DB-S2067



DB-S2079



DB-S2057






### Aluminum Spiral Stairs







## >> Curved Stairs








DB-S4002



DB-S4012

## >>> Outdoor Stairs



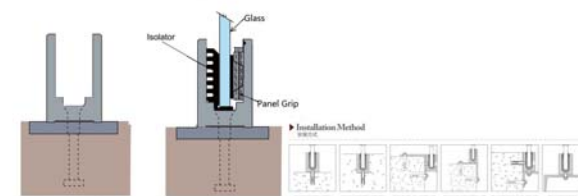
DB-S4013



DB-S4011

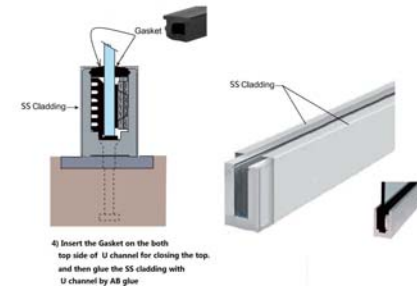
## Base U Channel Railing

### Series #1



1) Fix the U channel with concrete by Anchor

2) Insert the Black Isolator into the inside of U channel firstly, and then put the glass on the top of isolator, finally insert the panel grip on the another side of glass



SS Cladding

Gasket

SS Cladding




SS Cladding



Panel Grip+Isolator



Gasket



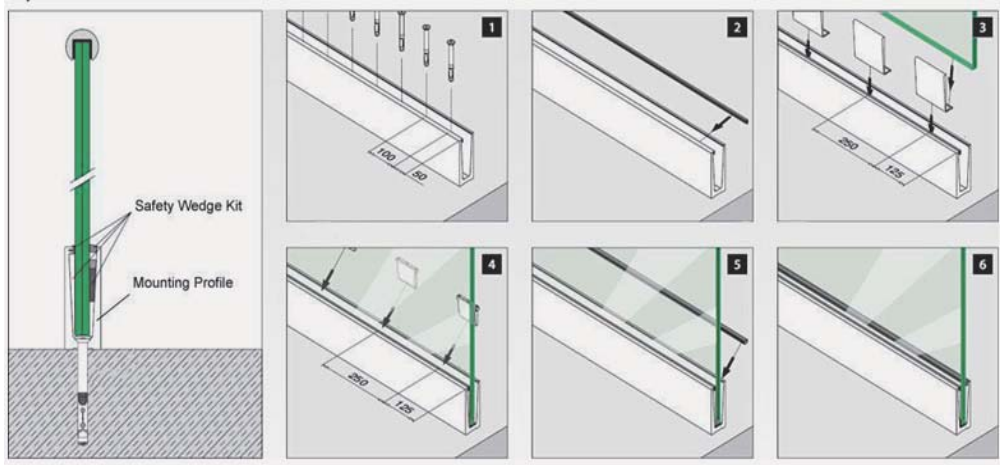
End Cover



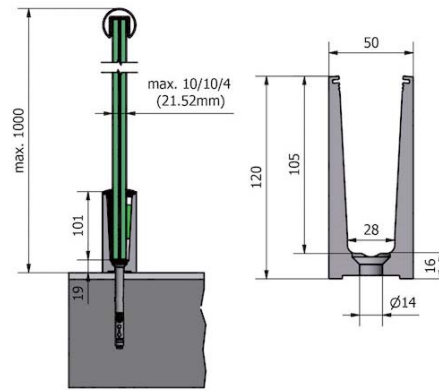
# Series #2



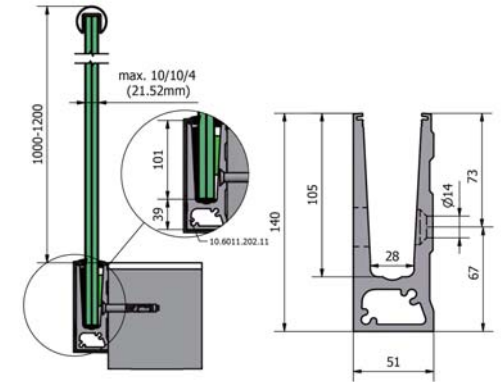
## Installation Steps



## Mounted Way

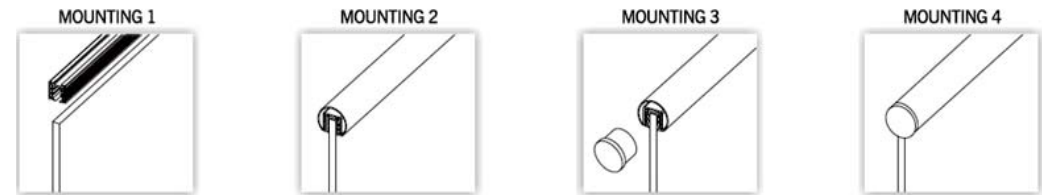


Floor Mounted



Side Mounted

## Top Handrail Installation



## Handrail connector Installation







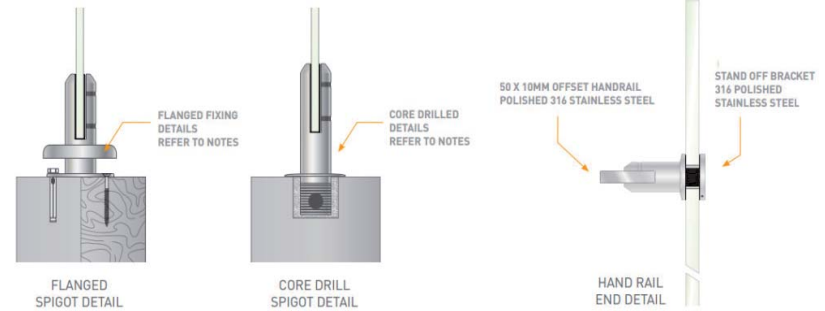
# Swimming Pool Fence



## Installation



2205 STAINLESS STEEL SPIGOT + COVER PLATE



## Spigot Model



## Safety Lock System





# Glass Baluster Railing

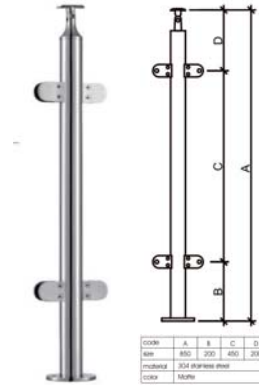
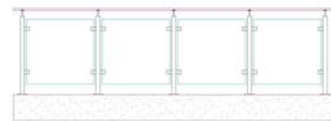


Materials:304s.s/316s.s  
Finish: Mirror/Brushed

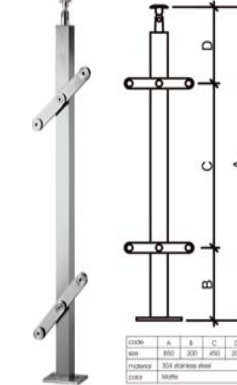
Baluster/Handrail Dimension:  
Round:Φ50.8mm/Φ42.4mm/Φ38mm  
Square:50\*50mm/40\*40mm/38\*38mm

Glass:  
Single glass:10mm/12mm/15mm  
Laminated glass:5+1.14+5/6+1.14+6mm

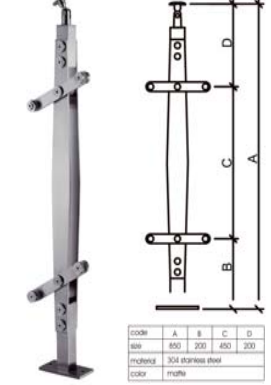
Model:DB-831 series




Model:DBP-31



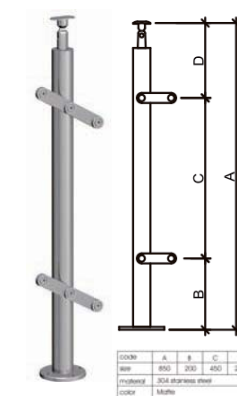
Model:DBP-32




Model:DBP-33



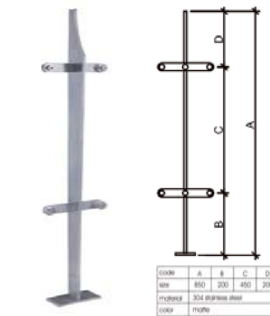
Model:DBP-34



Model:DBP-35



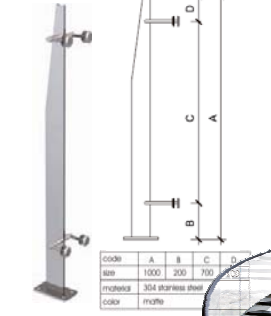
Model:DBP-36



Model:DBP-37



Model:DBP-38



Model:DBP-39








# Commercial Railing



DB-B3310



DB-B3316



Model:DBP-40



Model:DBP-41



Model:DBP-42




Model:DBP-43



Model:DBP-44



Model:DBP-45



DB-B3319



Model:DBP-46



Model:DBP-47



Model:DBP-48



Model:DBP-49



Model:DBP-50



Model:DBP-51



DB-B3314



Model:DBP-52



Model:DBP-53





# Chanel Post Railing



DB-B3427



DB-B3428



Center Post



Corner Post



End Post


Materials:304s.s/316s.s/A3 Steel    Finish: Mirror/Brushed/Power Coated

Baluster/Handrail Dimension: Round:Φ50.8mm/Φ42.4mm/Φ38mm    Square:50\*50mm/45\*45mm/40\*40mm/38\*38mm

Glass: Single glass:10mm/12mm/15mm    Laminated glass:5+1.14+5/6+1.14+6mm




DB-B3411



DB-B3422



DB-B3412

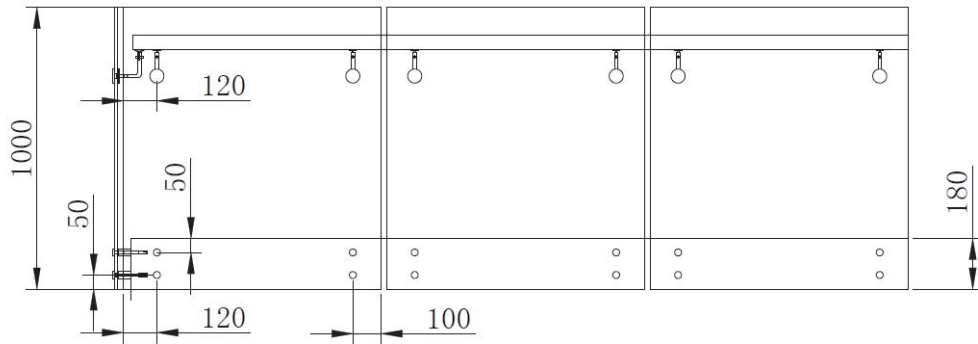


DB-B3417







## Patch Fitting Glass Railing



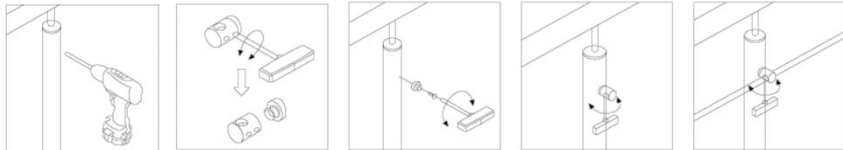
Elevation Drawing

## Stainless Steel Cable Railing






# Stainless Steel Rod Railing



DBP-521 DBP-522 DBP-523 DBP-524 DBP-525 DBP-526 DBP-527 DBP-528







# Casting Aluminum Railing



DB-B6001



DB-B6105



DB-B6006



DB-B6007



DB-B6103




DB-B6101



DB-B6102



DB-B6106



DB-B6104







# Antique Brass/Al-Mg Railing







# Advantage

One Stop Service - We offer one stop solution for your project



Saving Time & Save Money - Easy purchasing and economic price



Safe Deal - safe on payment and shipment



Quality Guarantee - get 100% guarantee for all item you buy from us



# Service from us

Measurement Service - Go to your jobsite to do measurement



Design Service - Provide shop drawing base on actual measurement



Customized Service - Customized by our D&B Design team



Installation - Send Engineering Group to your jobsite to do installation

